




FOCUS ECOLOGY has the expertise to provide sure-fire ecological solutions for a range of projects. Situated in Worcester, we have a convenient and central UK location. Contact us today to discuss how we can help you achieve your vision!

**SURVEY KEY**

-  Optimal
-  Sub-optimal
-  Unsuitable

## SURVEY CALENDAR

SPECIES	JAN	FEB	MAR	APR	MAY	JUN	JUL	AUG	SEP	OCT	NOV	DEC
BADGERS	Sub-optimal				Sub-optimal	Sub-optimal	Sub-optimal	Sub-optimal	Sub-optimal			Sub-optimal
BARN OWLS												
BATS	DAYTIME ACTIVITY			Sub-optimal					Sub-optimal	Sub-optimal		
	HIBERNATION			Sub-optimal							Sub-optimal	
BIRDS	BREEDING											
	MIGRANT OVER WINTERING											
DORMICE	NEST TUBES											
	NUT SEARCH	Sub-optimal	Sub-optimal	Sub-optimal								
GCN	POND SURVEY											
	eDNA											
OTTERS												
REPTILES			Sub-optimal			Sub-optimal	Sub-optimal	Sub-optimal		Sub-optimal		
WATER VOLES										Sub-optimal	Sub-optimal	Sub-optimal
CRAYFISH	SEARCH/TRAPPING											
	TORCHLIGHT					Sub-optimal	Sub-optimal					
BOTANY	PHASE 1	Sub-optimal	Sub-optimal							Sub-optimal	Sub-optimal	Sub-optimal
	NVC			Woodlands								

We also undertake Preliminary Ecological Appraisals and EclAs, other specialist species & habitat surveys, BREEAM assessments, design and implement Mitigation, Compensation & Enhancement Strategies and Ecological Management Plans. Please contact us directly for more information.



This table provides a brief guide to optimal survey times for a variety of habitats and species. Different survey methods may need to be employed throughout the year & many surveys are weather-dependent. Please seek advice from one of our qualified ecologists before scheduling any work.